



BENITO
-Playground Equipment










BENITO






-Playground Equipment



BENITO
-Playground Equipment



Product	Description
<p>JCAN01</p> 	<p>Puerta Create areas combining elements that stimulate dogs to reinforce their agility, strength, balance and obedience. Line Canine, our collection of pet products in urban parks.</p> <p>Data Sheet</p>
<p>JCAN02</p> 	<p>Muro Create areas combining elements that stimulate dogs to reinforce their agility, strength, balance and obedience. Line Canine, our collection of pet products in urban parks.</p> <p>Data Sheet</p>
<p>JCAN03</p> 	<p>Salto Create areas combining elements that stimulate dogs to reinforce their agility, strength, balance and obedience. Line Canine, our collection of pet products in urban parks.</p> <p>Data Sheet</p>
<p>JCAN06</p> 	<p>Pisada Create areas combining elements that stimulate dogs to reinforce their agility, strength, balance and obedience. Line Canine, our collection of pet products in urban parks.</p> <p>Data Sheet</p>
<p>JCAN07</p> 	<p>Barrera Create areas combining elements that stimulate dogs to reinforce their agility, strength, balance and obedience. Line Canine, our collection of pet products in urban parks.</p> <p>Data Sheet</p>
<p>JCAN08</p> 	<p>Balanco Create areas combining elements that stimulate dogs to reinforce their agility, strength, balance and obedience. Line Canine, our collection of pet products in urban parks.</p> <p>Data Sheet</p>
<p>JCAN09</p> 	<p>Puente Create areas combining elements that stimulate dogs to reinforce their agility, strength, balance and obedience. Line Canine, our collection of pet products in urban parks..</p> <p>Data Sheet</p>

Product	Description
<p>JCAN10</p> 	<p>Tunnel Create areas combining elements that stimulate dogs to reinforce their agility, strength, balance and obedience. Line Canine, our collection of pet products in urban parks.</p> <p>Data Sheet</p>
<p>JCAN11</p> 	<p>Slalom Create areas combining elements that stimulate dogs to reinforce their agility, strength, balance and obedience. Line Canine, our collection of pet products in urban parks.</p> <p>Data Sheet</p>
<p>JCART02</p> 	<p>Metal Structure, Metal: Zinc-plated and lacquered iron.</p> <p>Data Sheet JCART02</p>
<p>UM540I</p> 	<p>Dual DUAL designer Fountain , total dimensions (length 1 x length 2 x height) 700 x 550 x 1040 mm, made of stainless steel, with a gloss and satin finish and ergonomic fittings. Environmentally friendly: with adjustable water flow rate, which helps save water consumption. Prepared for anchoring with three M12 expansion bolts, depending on the surface and project.</p> <p>Data Sheet UM540I</p>
<p>VTOG</p> 	<p>Toilekan Plastic bag dispenser made of steel treated with Ferrus, a protective process that guarantees high resistance to corrosion.</p> <p>Data Sheet Compostable bags guarantee certificate</p>